




CERTIFICATE

Schedule of assets and Income/Expenditure statement for the claim highlighting the amount is uploaded in the University website. Expenditure incurred on maintenance of infrastructure (physical facilities and academic support facilities) excluding salary component year-wise during the last five years. Web link for the year wise statement is as follows:

► 4.4.1.1: Expenditure incurred on maintenance of infrastructure (physical facilities and academic support facilities) excluding salary component year-wise during the last five years (INR in lakhs)

- 2015-16
- 2016-17
- 2017-18
- 2018-19
- 2019-20

Expenditure incurred on maintenance of infrastructure (physical facilities and academic support facilities excluding salary component year-wise during the last five years (INR in lakhs)				
2019-20	2018-19	2017-18	2016-17	2015-16
1235.37	1559.82	1673.95	1358.22	1141.60


 (Prof. Prallad Debnath)
 Finance Officer (i/c)
Prof. Prallad Debnath
Finance Officer (i/c)
Tripura University
(A Central University)
Suryamaninagar, Tripura (W).

Annual Accounts 2018-19

(Form 01.04.2018 to 31.03.2019)

of

Tripura University (A Central University)


Signature
17/6/19
(Dr. K.B. Jamatia)
Registrar (i/c)
Tripura University

Compiled by
Roy Ghosh & Associates
(Chartered Accountants)
3 C.R Avenue, 1st Floor Bharat Bhawan
Kolkata 700 072
(033) 2236-0048 | info@royghosh.in

Signature
17/6/19
(U. K. DAS)
Finance Officer,
Tripura University

TRIPURA UNIVERSITY
(A Central University)
SURYAMANINAGAR, TRIPURA- (W)
Balance Sheet as at 31st March, 2019

Particulars	Sh No.	(Amount in Rupees)	
		Current Year	Previous Year
SOURCES OF FUND			
CORPUS FUND/CAPITAL FUND	1	1,74,23,43,813.02	2,02,13,30,733.76
DESIGNATED/EARMARKED/ENDOWMENT FUNDS	2	25,93,313.98	23,96,356.48
CURRENT LIABILITIES AND PROVISIONS	3	1,93,97,93,886.41	1,89,04,33,091.50
TOTAL		3,68,47,31,013.41	3,91,41,60,181.74
APPLICATION OF FUND			
FIXED ASSET			
Tangible Assets	4	2,20,94,72,942.00	2,21,81,29,080.83
Intangible Assets		37,37,598.00	42,17,683.00
Capital Work in Progress		35,99,79,966.00	32,70,42,104.00
INVESTMENTS FROM EARMARKED/ENDOWMENT FUNDS			
Long Term	5	9,27,107.85	9,28,346.85
Short Term		-	-
INVESTMENTS - OTHERS	6	-	-
CURRENT ASSETS	7	76,09,36,247.04	79,87,55,967.04
LOANS/ ADVANCES & DEPOSITS	8	34,96,77,152.52	56,50,87,000.02
TOTAL		3,68,47,31,013.41	3,91,41,60,181.74
Significant Accounting Policies	23	-	
Contingent Liabilities & Notes to Accounts	24	-	


 17/6/19
 (Dr. K.B. Jamatia)
 Registrar (i/c)
 Tripura University


 17/6/19
 (U. K. DAS)
 Finance Officer,
 Tripura University



UDIN: 21064341AAADP1013

TRIPURA UNIVERSITY

(A Central University)

SURYAMANINAGAR, TRIPURA- (W)

Income & Expenditure Account for the year ended 31st March, 2019

			(Amount in Rupees)
Particulars	Schedule No.	Current Year	Previous Year
INCOME			
ACADEMIC RECEIPTS	9	10,66,06,573.82	9,01,04,182.46
GRANTS/SUBSIDIES	10	49,79,79,282.58	70,71,63,345.97
INCOME FROM INVESTMENTS	11	3,09,14,671.00	2,26,39,659.17
INTEREST EARNED	12	1,29,51,658.00	94,52,324.00
OTHER INCOME	13	66,16,766.00	25,96,121.04
PRIOR PERIOD INCOME	14	10,89,056.00	3,15,480.00
TOTAL (A)		65,61,58,007.40	83,22,71,112.64
EXPENDITURE			
STAFF PAYMENT & BENIFITS (ESTABLISHMENT EXPENSES)	15	79,43,67,787.00	1,58,80,35,404.00
ACADEMIC EXPENSES	16	2,92,56,645.00	3,17,14,841.26
ADMINISTRATIVE & GENERAL EXPENSES	17	11,37,03,222.65	11,94,33,696.35
TRANSPORTATION EXPENSES	18	39,36,807.00	43,79,628.00
REPAIR & MAINTENANCE	19	1,30,22,768.00	1,62,46,570.00
FINANCE COST	20	56,270.86	87,331.36
OTHER EXPENSES	21	-	-
PRIOR PERIOD EXPENDITURE	22	-	2,44,737.00
DEPRECIATION	4	10,63,63,539.91	10,82,89,027.47
TOTAL (B)		1,06,07,07,040.42	1,86,84,31,235.44
Balances being excess of Income over Expenditure (A-B)		-40,45,49,033.02	-1,03,61,60,122.80
Transfer To/From Designated Fund			
Building Fund			
Balance Being Surplus/(Deficit) Carried to Capital Fund		-40,45,49,033.02	-1,03,61,60,122.80
Significant Accounting Policies	23		
Contingent Liabilities & Notes to Accounts	24		



UDIN: 21069341AAAA DP1013

TRIPURA UNIVERSITY
(A Central University)
SURYAMANINAGAR, TRIPURA- (W)

SCHEDULE 16 - ACADEMIC EXPENSES

Particulars	(Amount in Rupees)					
	Current Year			Previous Year		
	Plan/Scheme	Grant In AID GENERAL	Total	Plan	Non Plan	Total
<u>A) LABORATORY EXPENSES</u>						
CONSUMABLE	-	50,03,379.00	50,03,379.00	41,84,872.00	60,30,861.00	1,02,15,733.00
<u>B) FIELD WORK / PARTICIPATION IN CONFERENCE</u>						
TRAVEL GRANT (UAG)	-	1,71,711.00	1,71,711.00	2,49,839.00	-	2,49,839.00
<u>C) EXPENSES ON SEMINAR / WORKSHOPS</u>						
SEMINAR / CONFERENCE	-	9,68,004.00	9,68,004.00	6,94,430.00	-	6,94,430.00
<u>D) PAYMENT TO VISITING FACULTY</u>						
VISITING FELLOW	-	5,87,607.00	5,87,607.00	6,21,549.00	-	6,21,549.00
<u>E) EXAMINATION</u>						
EXAMINATION EXPENSES (PLAN)	-	-	-	-	-	-
EXAMINATION EXPENSES	-	4,51,792.00	4,51,792.00	-	9,95,506.00	9,95,506.00
REMUNERATION	-	46,11,369.00	46,11,369.00	-	80,01,369.00	80,01,369.00
ASSESSMENT FEE (B. VOC)	88,940.00	-	88,940.00	1,09,600.00	-	1,09,600.00
<u>F) STUDENT WELFARE EXPENSES</u>						
G) ADMISSION EXPENSES	-	20,606.00	20,606.00	-	-	-
H) CONVOCATION EXPENSES	-	88,57,274.00	88,57,274.00	-	-	-
I) PUBLICATION	-	-	-	-	-	-
J) STIPEND / MEANS-CUM-MERIT	-	1,20,000.00	1,20,000.00	-	-	-
K) SUBSCRIPTION EXPENSES	-	10,30,660.00	10,30,660.00	-	-	-
<u>L) OTHERS (SPECIFY)</u>						
FACULTY INDUCTION PROGRAMME	-	-	-	3,49,100.00	-	3,49,100.00
FACULTY IMPROVEMENT PROGRAMME	-	-	-	37,363.00	-	37,363.00
SCHOLARSHIP NON NET PHD.	-	66,24,616.00	66,24,616.00	95,90,181.00	-	95,90,181.00
EQUAL OPPOTUNITY CELL	70,500.00	-	70,500.00	1,26,989.00	-	1,26,989.00
CONTINGENCY (NON-NET)	-	5,54,539.00	5,54,539.00	6,12,178.00	-	6,12,178.00
MEMBERSHIP FEE	-	54,500.00	54,500.00	-	1,11,004.26	1,11,004.26
WORKSHOP (B.VOC)	41,148.00	-	41,148.00	-	-	-
GRAND TOTAL	2,00,588.00	2,90,56,057.00	2,92,56,645.00	1,65,76,101.00	1,51,38,740.26	3,17,14,841.26




TRIPURA UNIVERSITY
(A Central University)
SURYAMANINAGAR, TRIPURA- (W)

SCHEDULE 17 - ADMINISTRATIVE & GENERAL EXPENSES.

(Amount in Rupees)

Particulars	Current Year			Previous Year		
	Plan/Scheme	Recurring (General)	Total	Plan	Non Plan	Total
A. INFRASTRUCTURE						
ELECTRIC BILL	-	1,06,06,497.00	1,06,06,497.00	-	1,24,63,947.00	1,24,63,947.00
B. COMMUNICATION						
POSTAGE & COURIER	-	1,97,128.00	1,97,128.00	-	2,20,945.00	2,20,945.00
STATIONERY EXP.	-	52,91,926.00	52,91,926.00	-	50,66,875.00	50,66,875.00
TELEPHONE BILL	-	7,77,347.00	7,77,347.00	-	9,92,074.00	9,92,074.00
C. OTHERS						
L) OTHER INFRASTRUCTURE						
SIGN BOARD	-	11,446.00	11,446.00	1,72,319.00	-	1,72,319.00
USER CHARGES	-	44,60,400.00	44,60,400.00	-	11,15,100.00	11,15,100.00
PRINTING EXP.	-	2,37,19,717.52	2,37,19,717.52	12,476.00	3,40,74,576.00	3,40,87,052.00
TA / DA (EXPART) EXP.	-	80,28,797.00	80,28,797.00	-	83,75,238.00	83,75,238.00
TA / DA (OFFICIAL) EXP.	-	42,78,961.00	42,78,961.00	-	31,20,522.00	31,20,522.00
PERSONAL FEES	-	4,10,521.00	4,10,521.00	-	12,33,555.00	12,33,555.00
ADVERTISING & DISPLAY	-	33,21,498.00	33,21,498.00	-	71,76,051.00	71,76,051.00
ANNUAL MAINTENANCE CONTRACT	-	51,02,534.00	51,02,534.00	48,73,169.00	9,02,254.00	57,75,423.00
CAMPUR BEAUTIFICATION	-	31,21,767.00	31,21,767.00	30,20,143.00	-	30,20,143.00
COMMUNITY RADIO CENTER	-	-	-	43,941.00	-	43,941.00
CONTINGENCY (PLAN)	-	56,08,972.00	56,08,972.00	32,858.00	48,04,382.85	48,37,240.85
CULTURAL FESTIVAL - UDBHASS	-	-	-	9,42,845.00	-	9,42,845.00
AIMA FEE	-	-	-	-	26,500.00	26,500.00
AIU FEE	-	1,79,540.07	1,79,540.07	-	50,000.00	50,000.00
EC & FC MEETING EXP.	-	2,47,055.00	2,47,055.00	-	1,70,907.00	1,70,907.00
GUEST HOUSE EXP. (ROOM RENT)	-	-	-	-	1,90,426.00	1,90,426.00
GUEST HOUSE EXP. (FOOD)	-	71,015.00	71,015.00	-	-	-
GUEST_HOUSE_ROOM_RENT_EXP_FDC	1,69,200.00	-	1,69,200.00	-	-	-
GUEST_HOUSE_EXP_FDC	91,160.00	-	91,160.00	-	-	-
LEGAL EXPENSES	-	24,74,142.00	24,74,142.00	-	18,43,303.00	18,43,303.00
MISC. EXP. (MAINTENANCE GRANT)	-	45,088.06	45,088.06	-	3,763.00	3,763.00
SPORTS BOARD	-	61,21,279.00	61,21,279.00	-	43,75,938.00	43,75,938.00
STUDY TOUR EXP.	-	12,90,546.00	12,90,546.00	-	3,10,540.00	3,10,540.00



WEBSITE MAINTENANCE	-	4,11,792.00	4,11,792.00	12,76,352.00	-	12,76,352.00
INSURANCE	-	5,81,267.00	5,81,267.00	-	5,91,891.00	5,91,891.00
OUTSOURCING STAFF (OUTSOURCING EXP.)	-	70,33,575.00	70,33,575.00	31,63,691.50	-	31,63,691.50
INTEREST REFUND TO UGC (GENERAL)	-	9,09,000.00	9,09,000.00	-	-	-
INTEREST REFUND TO UGC (CAPITAL ASSETS)	13,20,000.00	-	13,20,000.00	-	-	-
IAS COACHING CENTER EXPENDITURE	-	56,299.00	56,299.00	-	-	-
C. OTHERS						
SECURITY GUARD (OUTSOURCING EXP.)	-	87,48,123.00	87,48,123.00	1,02,71,229.00	-	1,02,71,229.00
SWEEPING & CLEANING (OUTSOURCING EXP.)	-	62,38,820.00	62,38,820.00	65,34,971.00	-	65,34,971.00
TA/DA (FDC) EXP	11,13,678.00	-	11,13,678.00	80,986.00	-	80,986.00
OUTSOURCING STAFF (OUTSOURCING EXP)- B. VOC	4,97,200.00	-	4,97,200.00	5,34,000.00	-	5,34,000.00
OUTSOURCING STAFF (OUTSOURCING EXP)- EOC	1,98,000.00	-	1,98,000.00	2,34,000.00	-	2,34,000.00
TA/DA (B. VOC)	3,28,397.00	-	3,28,397.00	10,27,154.00	-	10,27,154.00
CONSUMABLE (B. VOC)	-	-	-	78,000.00	-	78,000.00
CONTINGENCY (B. VOC)	1,09,372.00	-	1,09,372.00	26,774.00	-	26,774.00
CARRYING_LOADING_AND_UNLOADING	-	1,10,784.00	1,10,784.00	-	-	-
CONTINGENCY_EXP_FDC	4,20,379.00	-	4,20,379.00	-	-	-
GRAND TOTAL	42,47,386.00	10,94,55,836.65	11,37,03,222.65	3,23,24,908.50	8,71,08,787.85	11,94,33,696.35



TRIPURA UNIVERSITY
(A Central University)
SURYAMANINAGAR, TRIPURA- (W)

SCHEDULE 19 - REPAIR & MAINTENANCE

Particulars	(Amount in Rupees)					
	Current Year			Previous Year		
	Plan/Scheme	Recurring General	Total	Plan	Non Plan	Total
A) BUILDING	-	11,66,612.00	11,66,612.00	84,84,487.00	-	84,84,487.00
B) FURNITURE & FIXTURES	-	7,48,806.00	7,48,806.00	-	29,987.00	29,987.00
C) PLANT & MACHINERY	-	-	-	1,57,500.00	1,29,407.00	2,86,907.00
D) OFFICE EQUIPMENT	-	55,685.00	55,685.00	1,06,710.00	16,360.00	1,23,070.00
E) COMPUTERS	-	1,25,612.00	1,25,612.00	-	24,600.00	24,600.00
F) LABORATORY & SCIENCE EQUIPMENTS	-	23,306.00	23,306.00	1,71,174.00	11,000.00	1,82,174.00
G) AUDIO VISUAL EQUIPMENT	-	-	-	-	-	-
H) CLEANING MATERIAL & SERVICES	-	45,965.00	45,965.00	9,57,317.00	49,997.00	10,07,314.00
I) BOOKS BINDING CHARGES	-	-	-	-	-	-
J) GARDENING	-	-	-	96,000.00	-	96,000.00
K) ESTATE MAINTENANCE	-	-	-	-	-	-
L) OTHER INFRASTRUCTURE	-	11,28,275.00	11,28,275.00	70,797.00	-	70,797.00
M) ELECTRICAL WORKS	-	31,84,570.00	31,84,570.00	51,49,591.00	75,245.00	52,24,836.00
N) REPAIR & MAINTENANCE	57,79,692.00	3,43,586.00	61,23,278.00	6,13,858.00	1,02,540.00	7,16,398.00
O) TRANSPORTATION	-	27,750.00	27,750.00	-	-	-
P) CAMPUS DEVELOPMENT	-	3,92,909.00	3,92,909.00	-	-	-
GRAND TOTAL	57,79,692.00	72,43,076.00	1,30,22,768.00	1,58,07,434.00	4,39,136.00	1,62,46,570.00

